

Scaled data based on original data using
LM-79-08 Approved Method: Electrical and Photometric Measurements of Solid-
State Lighting Products

Test Report Prepared for
Cooper Lighting Solutions
(formerly Eaton)

Brand: STREETWORKS

Report Number: P316697

Luminaire Tested: **GAN-SA3D-722-U-5MQ**

Issue Date: 3/3/2020

Test Information

Test Method: LM-79-08
Report Number: P316697
TEST IS SCALED FROM IESNA LM-79-08 TEST DATA (G2-1903-205-6)
Test Lab: INNOVATION CENTER
Issue Date: 3/3/2020
Manufacturer: COOPER LIGHTING SOLUTIONS (FORMERLY EATON)
Product Line: STREETWORKS
Catalog Number: GAN-SA3D-722-U-5MQ
Description: GALLEON AREA AND ROADWAY LUMINAIRE
(3) 70 CRI, 2200K, 1200mA LIGHTSQUARES WITH 16 LEDS EACH AND TYPE V
MEDIUM OPTICS
Light Source: -
Ballast/Driver: ELECTRONIC DRIVER

Summary

Lumens per Lamp: N/A
Luminaire Lumens: 18293 lumens
Efficiency: N/A
Efficacy: 95.8 lumens/watt
Luminous Opening: Rectangular (W 1' x L: 1' x H: 0')
IES Classification: Type V - Short
BUG Rating: B4 - U0 - G2

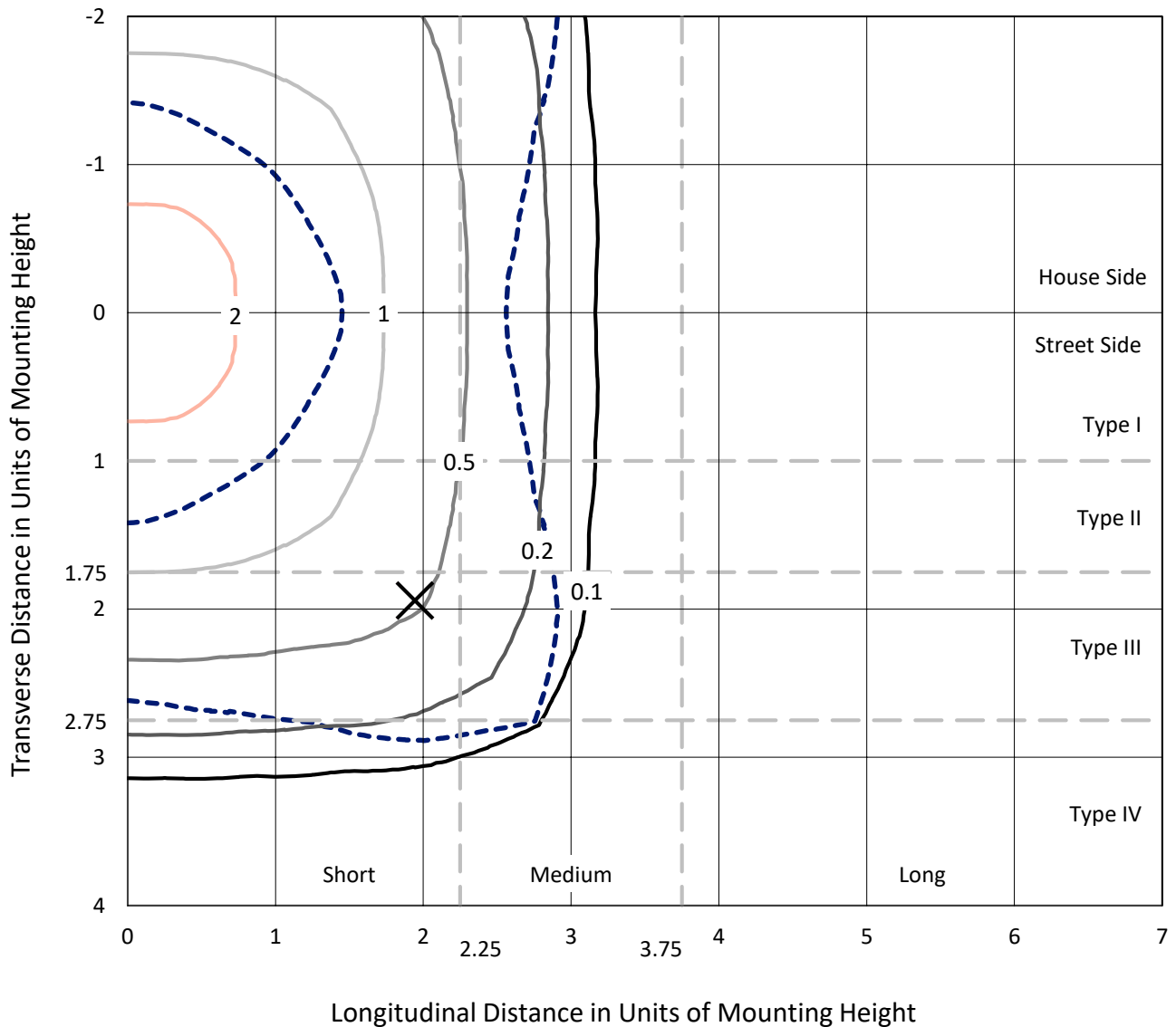
Input Watts (W): 191
Input Voltage (V): NR
Input Current (Ain): NR
Voltage Rise (V): NR
Power Factor: NR
Total Harmonic Distortion (THDi): NR
Frequency (hertz): 60
Stabilization Time: NR
Operation Time: NR
Ambient Temperature (°C): NR
Test Distance: 24 FT



REPORT NUMBER: P316697
 CATALOG NUMBER: GAN-SA3D-722-U-5MQ

Iso-Footcandle Lines of Horizontal Illumination

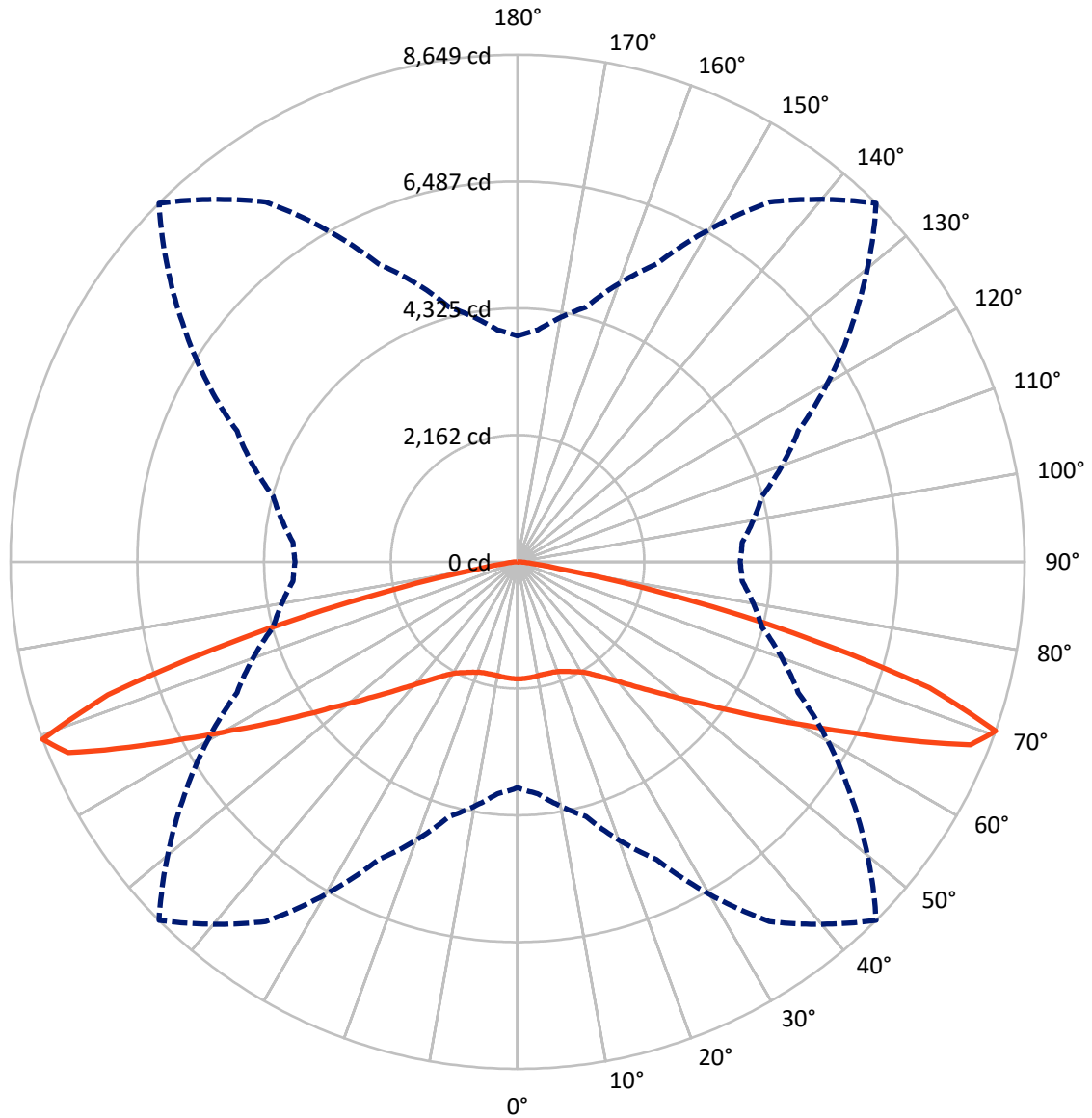
✕ Max cd
 - - - 1/2 Max cd



Based on 25 foot mounting height. Maximum calculated value = 3.2 fc
 Type V - Short - N/A

REPORT NUMBER: P316697
CATALOG NUMBER: GAN-SA3D-722-U-5MQ

Luminous Intensity Polar Plot



— Vertical Plane Through 45-Deg Lateral - - - Horizontal Cone Through 70-Deg Vertical

REPORT NUMBER: P316697
 CATALOG NUMBER: GAN-SA3D-722-U-5MQ

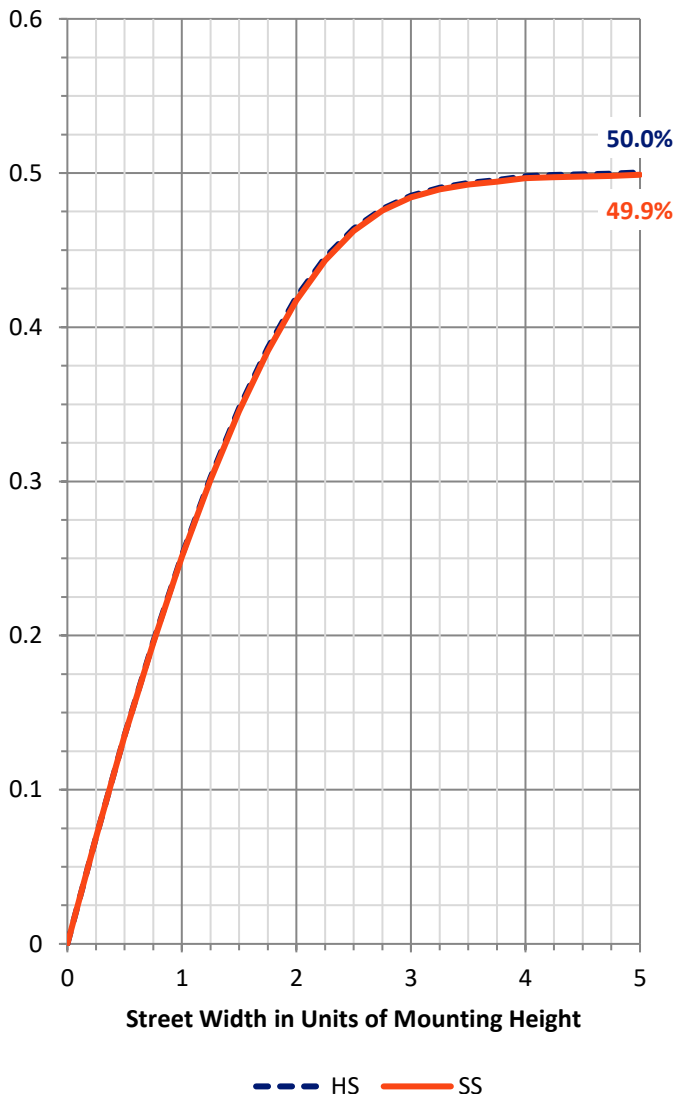
FLUX DISTRIBUTION:

		Downward	Upward	Total
House Side	Lumens	9146.5	0.0	9146.5
	% Fixture	50.0	0.0	50.0
Street Side	Lumens	9146.5	0.0	9146.5
	% Fixture	50.0	0.0	50.0
Total	Lumens	18293.0	0.0	18293.0
	% Fixture	100.0	0.0	100.0

ZONAL LUMENS:

Zone	Lumens	% Fixture
0°-10°	189.2	1.0
10°-20°	555.5	3.0
20°-30°	945.6	5.2
30°-40°	1499.8	8.2
40°-50°	2440.6	13.3
50°-60°	4024.1	22.0
60°-70°	5907.5	32.3
70°-80°	2612.3	14.3
80°-90°	118.3	0.6
90°-100°	0.0	0.0
100°-110°	0.0	0.0
110°-120°	0.0	0.0
120°-130°	0.0	0.0
130°-140°	0.0	0.0
140°-150°	0.0	0.0
150°-160°	0.0	0.0
160°-170°	0.0	0.0
170°-180°	0.0	0.0
0°-90°	18293.0	100.0
0°-180°	18293.0	100.0

Coefficient of Utilization



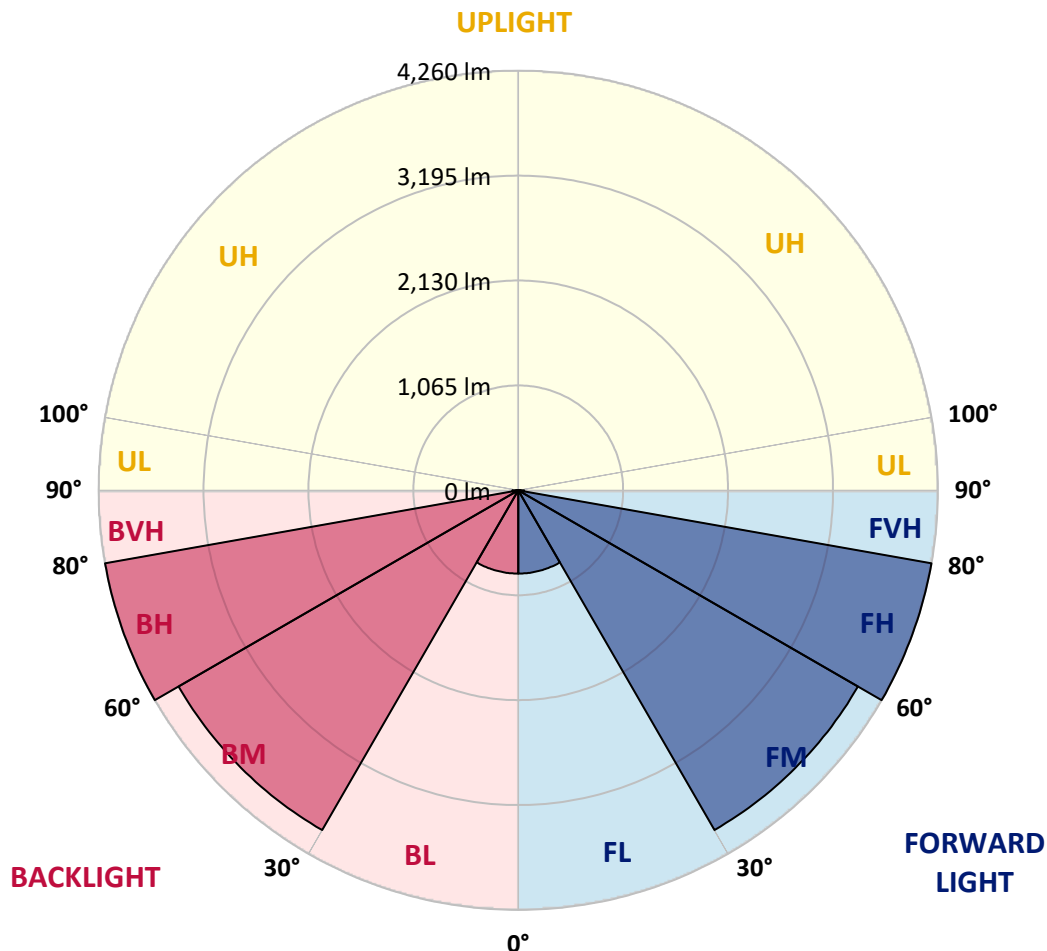
REPORT NUMBER: P316697
 CATALOG NUMBER: GAN-SA3D-722-U-5MQ

LUMINAIRE CLASSIFICATION SYSTEM LUMEN TABLE AND BUG RATING:

Zone	Lumens	% Fixture	Zone Rating/Lumen Limit		
			B	U	G
FL (0°-30°)	845.2	4.6			
FM (30°-60°)	3982.3	21.8			
FH (60°-80°)	4259.9	23.3			G2/5000
FVH (80°-90°)	59.2	0.3			G1/100
BL (0°-30°)	845.2	4.6	B2/1000		
BM (30°-60°)	3982.3	21.8	B3/5000		
BH (60°-80°)	4259.9	23.3	B4/5000		G2/5000
BVH (80°-90°)	59.2	0.3			G1/100
UL (90°-100°)	0.0	0.0		U0/0	
UH (100°-180°)	0.0	0.0		U0/0	

BUG Rating: B4-U0-G2

Type V Short





REPORT NUMBER: P316697
 CATALOG NUMBER: GAN-SA3D-722-U-5MQ

CANDELA DISTRIBUTION (FULL):

	0°	5°	15°	25°	35°	45°	55°	65°	75°	85°	90°
0°	1997.9	1997.9	1997.9	1997.9	1997.9	1997.9	1997.9	1997.9	1997.9	1997.9	1997.9
2.5°	1994.9	1993.0	1997.3	1996.7	1993.0	1993.6	1993.6	1995.5	1995.5	1994.2	1994.2
5°	1987.6	1986.4	1991.2	1991.2	1987.6	1988.8	1990.0	1991.8	1991.2	1990.0	1989.4
7.5°	1978.5	1977.9	1982.7	1982.7	1980.3	1981.5	1980.3	1980.9	1979.7	1978.5	1976.7
10°	1963.4	1964.6	1968.8	1970.0	1970.0	1970.6	1969.4	1966.4	1964.6	1962.8	1960.9
12.5°	1949.4	1948.8	1954.9	1957.9	1962.8	1968.2	1964.6	1956.1	1952.5	1948.8	1947.6
15°	1940.4	1941.0	1947.0	1952.5	1960.9	1972.5	1968.2	1954.9	1947.6	1943.4	1942.2
17.5°	1938.5	1939.8	1947.6	1957.3	1966.4	1979.1	1976.7	1963.4	1951.3	1943.4	1941.6
20°	1942.8	1943.4	1955.5	1969.4	1985.2	1997.3	1991.8	1977.3	1960.9	1948.8	1945.8
22.5°	1950.7	1953.1	1968.2	1990.0	2014.2	2030.6	2023.9	1999.1	1973.7	1958.5	1954.3
25°	1975.5	1976.1	1996.7	2026.3	2055.4	2074.2	2066.3	2031.2	1998.5	1981.5	1976.1
27.5°	2026.9	2028.8	2049.3	2083.8	2108.7	2120.8	2115.9	2087.5	2059.6	2041.5	2043.3
30°	2101.4	2103.8	2126.8	2165.0	2180.1	2183.1	2181.9	2168.6	2143.2	2119.0	2120.8
32.5°	2192.2	2193.4	2224.3	2258.8	2270.9	2273.3	2270.9	2258.8	2228.5	2195.9	2197.7
35°	2309.1	2312.7	2342.4	2375.7	2385.3	2390.2	2386.0	2370.2	2338.7	2306.6	2305.4
37.5°	2453.2	2453.8	2484.6	2519.1	2531.3	2532.5	2527.6	2517.3	2478.0	2448.9	2447.1
40°	2620.3	2622.7	2659.0	2695.9	2700.8	2695.3	2702.0	2695.9	2655.4	2622.1	2627.5
42.5°	2823.7	2829.1	2872.7	2909.0	2895.1	2892.1	2896.3	2898.1	2865.4	2824.9	2821.2
45°	3060.4	3065.2	3119.7	3148.8	3139.7	3119.7	3128.2	3142.7	3097.3	3047.1	3051.9
47.5°	3330.4	3342.5	3400.6	3427.9	3405.5	3378.2	3394.6	3416.4	3363.1	3300.7	3297.7
50°	3630.7	3645.8	3723.3	3761.5	3739.1	3688.8	3716.1	3730.6	3653.7	3573.2	3566.5
52.5°	3951.0	3966.1	4063.6	4142.3	4127.7	4049.6	4087.8	4072.6	3984.3	3875.9	3867.4
55°	4313.6	4319.7	4425.0	4552.1	4566.7	4509.2	4506.7	4481.9	4351.1	4225.8	4219.8
57.5°	4686.5	4690.8	4827.0	4977.1	5045.6	5045.6	4977.7	4925.1	4751.3	4606.0	4590.9
60°	5089.1	5104.3	5255.0	5459.1	5618.9	5666.1	5546.2	5402.8	5213.9	5036.5	5018.9
62.5°	5447.6	5465.1	5695.8	5999.7	6256.4	6428.3	6135.3	5901.6	5557.7	5273.2	5239.9
65°	5493.0	5540.2	5876.2	6426.5	7001.1	7344.3	6782.5	6206.7	5580.1	5184.8	5150.9
67.5°	5016.5	5096.4	5550.5	6407.1	7594.4	8331.2	7196.0	6032.4	5178.1	4741.0	4703.5
70°	3854.7	3970.9	4494.6	5604.4	7492.1	8649.0	6936.9	5281.1	4317.2	3846.8	3794.2
72.5°	2114.7	2162.6	2633.6	3837.7	6006.4	7349.8	5786.0	3904.9	2863.0	2329.6	2241.3
75°	670.8	687.8	927.5	1570.5	3397.6	4868.2	3675.5	1916.8	1055.2	778.0	768.9
77.5°	297.9	299.7	335.4	458.3	1170.3	2466.5	1405.8	521.9	359.6	314.2	324.5
80°	188.3	188.3	207.7	227.0	318.5	716.2	380.2	248.2	211.9	196.8	201.0
82.5°	90.2	99.9	135.0	145.3	175.0	241.0	194.9	162.3	141.7	105.3	98.1
85°	59.3	49.6	85.4	96.3	101.7	115.6	113.2	107.2	92.6	52.7	58.7
87.5°	26.6	25.4	44.2	40.6	38.1	29.1	43.6	53.9	52.1	26.0	26.0
90°	0.0	0.0	0.0	0.0	0.0	0.0	0.0	0.0	0.0	0.0	0.0

(END OF REPORT)